

## EARLY YEARS – 1

### LIFE SKILLS HOLIDAY HOMEWORK

**Q1. Take an old unused handbag and decorate it with newspaper, magazine cut outs and other decoration items. Submit your holiday homework in this bag when the school reopens.**



**Q2. On an A3 sheet, write counting from 1 to 10. Paste the appropriate number of items along with the numbers.**

**For example –**

**ONE 1:**



**TWO 2:**



## HOLIDAYS HOMEWORK

Name.....

Class.....

### Winter Break activities

**Keep your child's brain active over the break without knowing they're doing "Homework".**

\*Please do one activity per day with your child . Ask your child to check the following box when activity is completed .

c


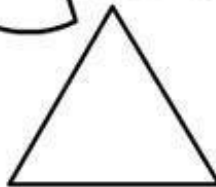




|  |  |  |  |  |  |
|--|--|--|--|--|--|
|  |  |  |  |  |  |
|  |  |  |  |  |  |

- **Sharing is caring** . Ask your child to share his/her old toys and clothes to share with children in need.
- Prepare hot chocolate milk with mother .
- Draw a picture of your favourite toy and colour it .
- Practice magical words(Excuse me , Thankyou, Sorry , Please,May I ,You're welcome )with your family daily.
- Count out loud 0-50 daily.
- Find something in your house that is taller than you and something that is shorter than you and tell your parents.
- Write numbers from 0-8 and draw pictures of your choice on a A-4 size sheet.
- Find 3 things in your house that begins with letter Gg . Draw and colour them on A4 size sheet .
- Learn a short story in English .

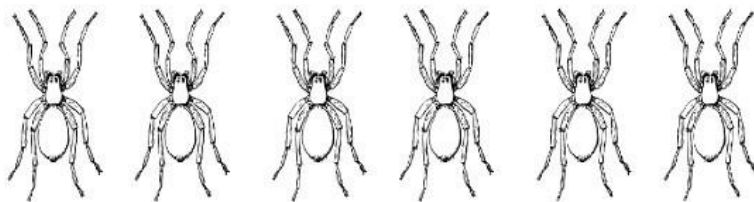

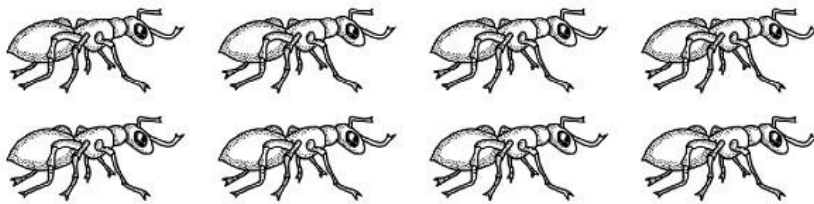

# New year celebration

- **Make a collage of new year resolutions u will take in 2023 by making a flower pot.**
- **Visit any place like bharat darshan park, zoo, doll mueseum, railway meuseum or any other educational visit and clock the pictures and make a presentation of your visit.**
- **Paint your favourite cartoon character on the 3-D paint .**
- **Make the collage of your favourite winter food items.**


Cut the shapes and



Count the items and write in the box:



Colour the odd one out



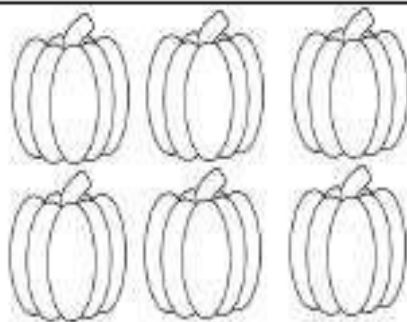
Count and write the number

# How Many?

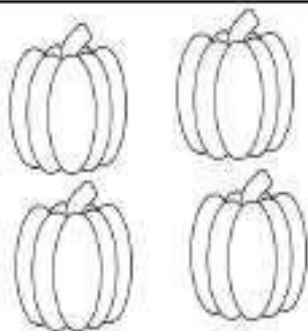
Count. Write the number.



How many? \_\_\_\_\_



How many? \_\_\_\_\_



How many? \_\_\_\_\_



How many? \_\_\_\_\_





How many? \_\_\_\_\_



How many? \_\_\_\_\_


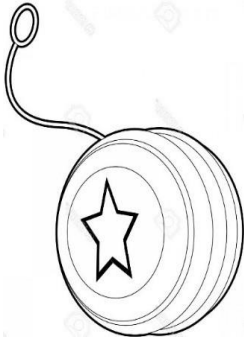
**Write the alphabets and colour the pictures**



|  |  |  |  |
|--|--|--|--|
|  |  |  |  |
|  |  |  |  |
|  |  |  |  |


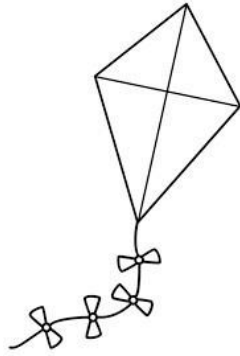



**Write the alphabets and colour the pictures**





|  |  |  |  |
|--|--|--|--|
|  |  |  |  |
|  |  |  |  |
|  |  |  |  |

**Write the alphabets and colour the pictures**




|  |  |  |  |
|--|--|--|--|
|  |  |  |  |
|  |  |  |  |
|  |  |  |  |
|  |  |  |  |

Write the alphabets and colour the pictures

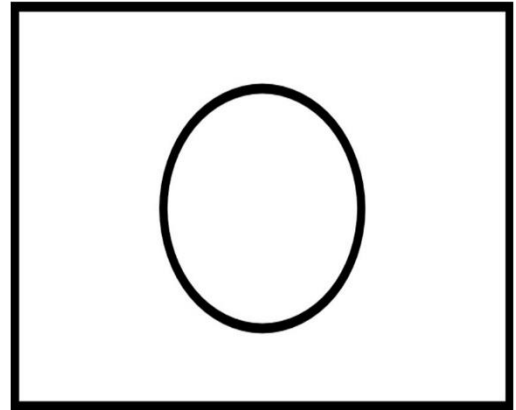


|  |  |  |  |
|--|--|--|--|
|  |  |  |  |
|  |  |  |  |
|  |  |  |  |
|  |  |  |  |

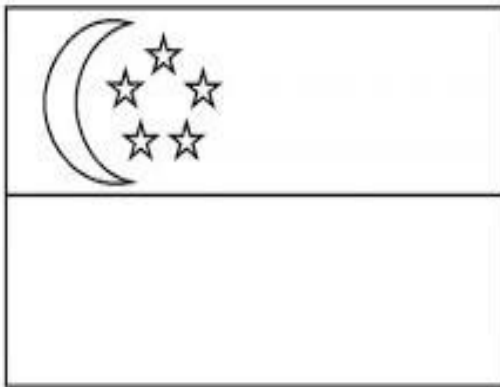
Colour the Flags of various countries




**China**



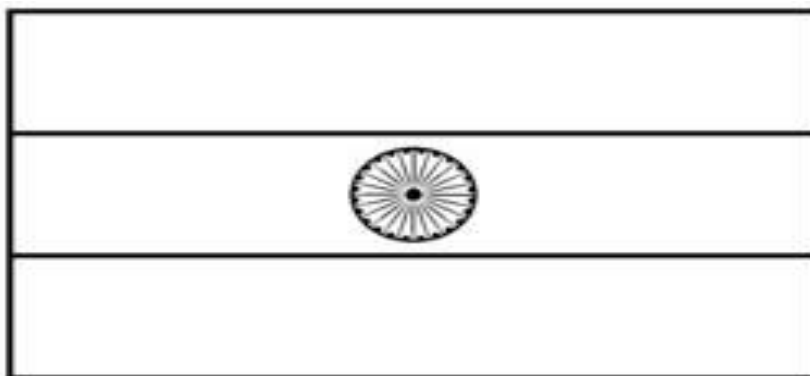
**Japan**




**Singapore**



**Malaysia**



**India**



---



Match the alphabet with the pictures .

a

b

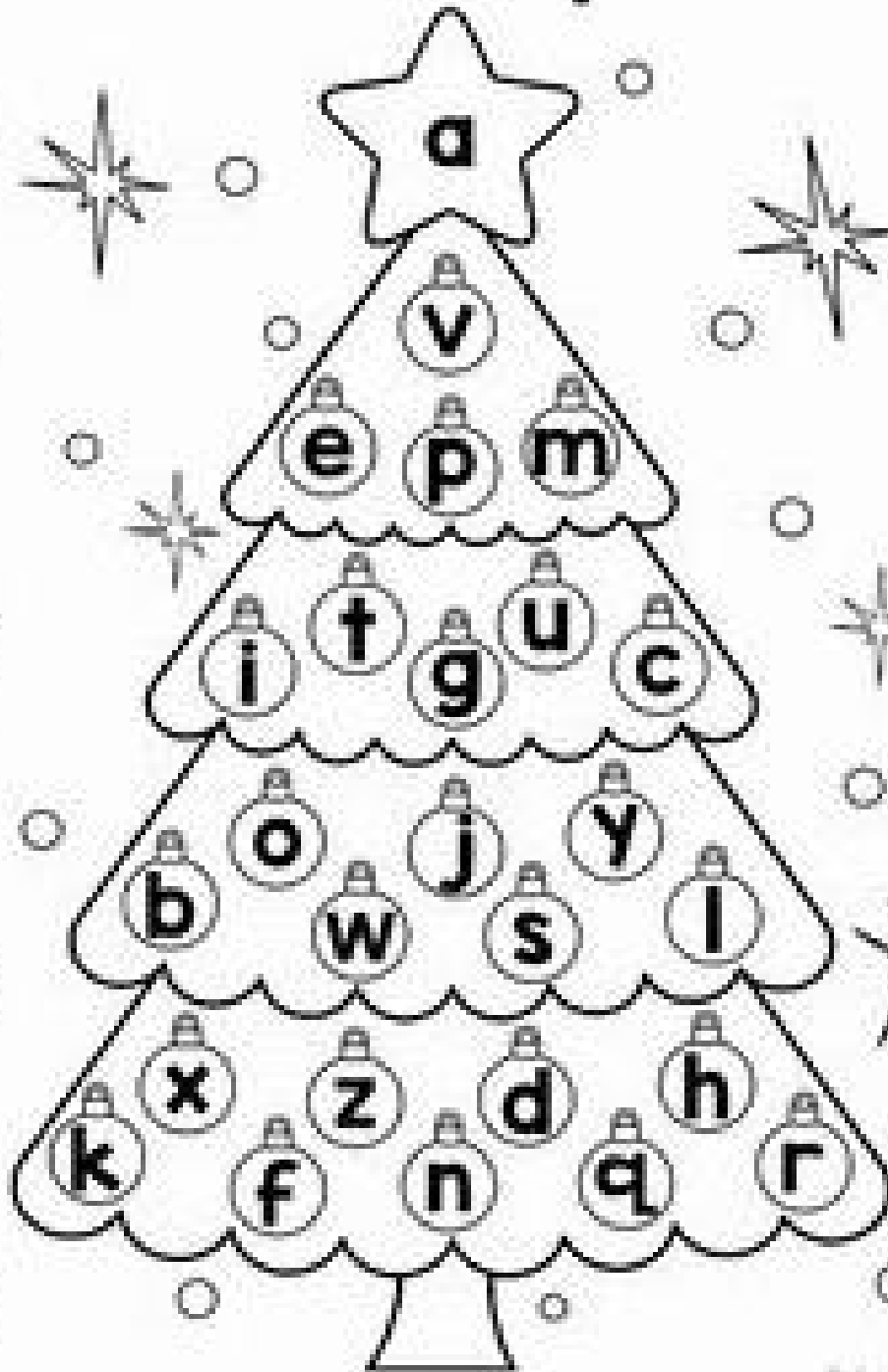
c

d


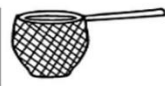

















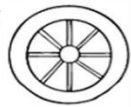
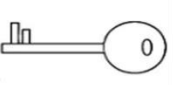







Trace and write the alphabets

# Letters in My Name



# Trace the alphabets

|                                                                                              |   |   |                                                                                               |   |   |
|----------------------------------------------------------------------------------------------|---|---|-----------------------------------------------------------------------------------------------|---|---|
| <b>A</b>    | A | a | <b>N</b>    | N | n |
| <b>B</b>    | B | b | <b>O</b>    | O | o |
| <b>C</b>    | C | c | <b>P</b>    | P | p |
| <b>D</b>    | D | d | <b>Q</b>    | Q | q |
| <b>E</b>    | E | e | <b>R</b>    | R | r |
| <b>F</b>    | F | f | <b>S</b>    | S | s |
| <b>G</b>   | G | g | <b>T</b>   | T | t |
| <b>H</b>  | H | h | <b>U</b>  | U | u |
| <b>I</b>  | I | i | <b>V</b>  | V | v |
| <b>J</b>  | J | j | <b>W</b>  | W | w |
| <b>K</b>  | K | k | <b>X</b>  | X | x |
| <b>L</b>  | L | l | <b>Y</b>  | Y | y |
| <b>M</b>  | M | m | <b>Z</b>  | Z | z |



Write the number to sequence the actions.



Write the number to sequence the actions.



Decorate and colour the picture



**Make tambola tickets from number 1-15 so that students will be able to apply before numbers , after numbers and numbers in between in their daily life.**

**example**

|           |  |           |  |           |  |
|-----------|--|-----------|--|-----------|--|
| <b>10</b> |  | <b>12</b> |  | <b>14</b> |  |
|           |  |           |  |           |  |
| <b>8</b>  |  | <b>6</b>  |  | <b>4</b>  |  |
|           |  |           |  |           |  |
| <b>5</b>  |  |           |  | <b>7</b>  |  |